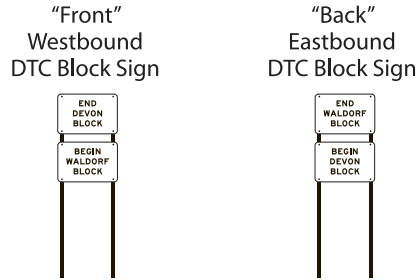
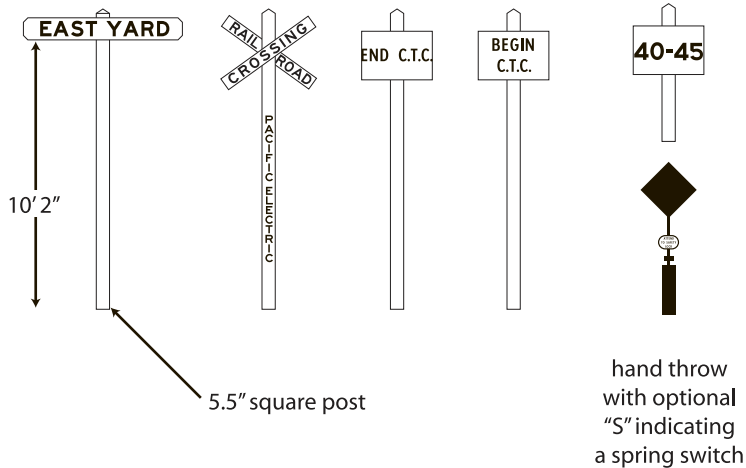


This set will assist in lettering Southern Pacific Depots, Station Signs, Crossbucks, CTC and DTC Block signs plus a variety of other signs along the right of way. A few diagrams below demonstrate the most common types. As always, reference photos to better mimic the prototype.

MICROSCALE Decal
 HO Scale 87-1401
 N Scale 60-1401

Use With 87-1376 and 87-206



Assumes Devon and Waldorf are adjacent blocks
 Sign Pair on the left could be considered "Front"
 Sign Pair on the right could be considered "Back"

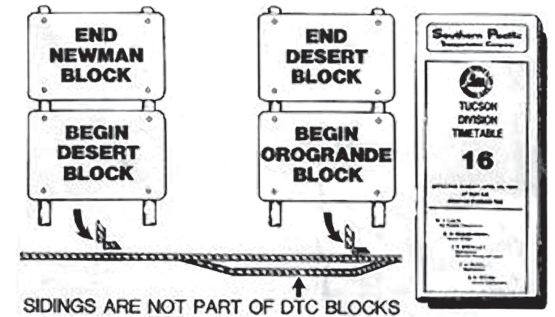
WHAT IS "DTC"?

Direct Traffic Control (DTC) is a portion of the railroad divided into sections. Trains are authorized to enter these sections directly from authority of the dispatcher. These sections are called DTC BLOCKS.

DTC is further defined by RULE 245 which DOES NOT require train order authority and where trains DO NOT have superiority.

HERE IS HOW YOU IDENTIFY A DTC BLOCK:

1. BLOCK NAME and BLOCK LIMITS are marked by wayside signs.
2. DTC BLOCKS are designated by mile post location in the Timetable.



visit us online!
www.microscale.com
 sign up for the
 monthly newsletter!

Photos and data available here:
http://www.wx4.org/to/foam/sp/train_orders/primers/dtc_primer.html
<http://redoveryellow.com/signals/index.html>
<http://www.nilesdepot.org/centerville/drawings.html>

Contributors:
 Harry Wong