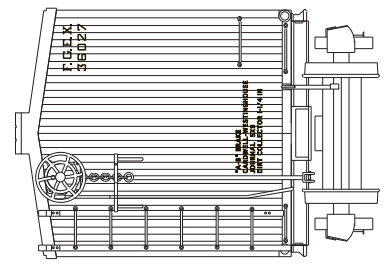
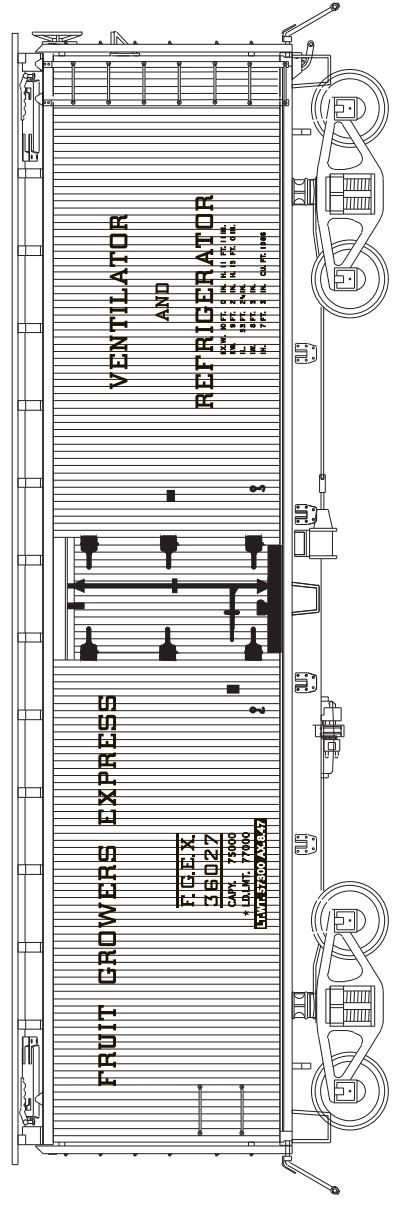
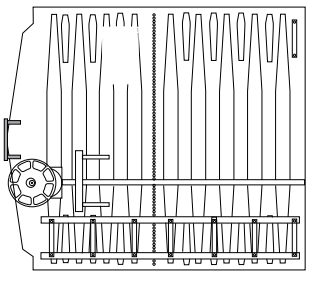
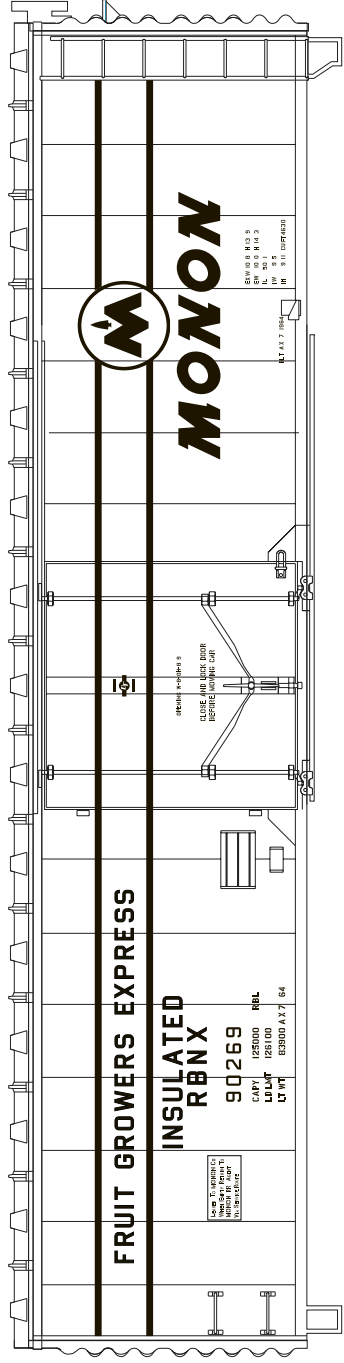


This set will cover a variety of bunker ice reefers and insulated boxcars for Fruit Growers Express (FGEX). In order to compete with the Pacific Fruit Express and Santa Fe Refrigerator Despatch in the west, FGE and the Great Northern Railway formed the Western Fruit Express (WFE) on July 18, 1923, a move that added 3,000 cars to the equipment pool. By 1926, FGE had expanded its service into the Pacific Northwest and the Midwest through the WFE and the Burlington Refrigerator Express (BREX), its other partly owned subsidiary (formed in partnership with the Chicago, Burlington and Quincy Railroad (CB&Q) on May 1).

**MICROSCALE Decal**  
**HO Scale 87-1505**  
**N Scale 60-1505**



visit us online!  
[www.microscale.com](http://www.microscale.com)  
 sign up for the  
 monthly newsletter!

**Paint Info:**  
 Body Painted Model Master - Insignia Yellow 1708  
 Ends Painted Tamiya - Brown X9  
 Roof Painted Testors - Silver 1146

**Photos and data available here:**  
<http://rrpicturearchives.net/>