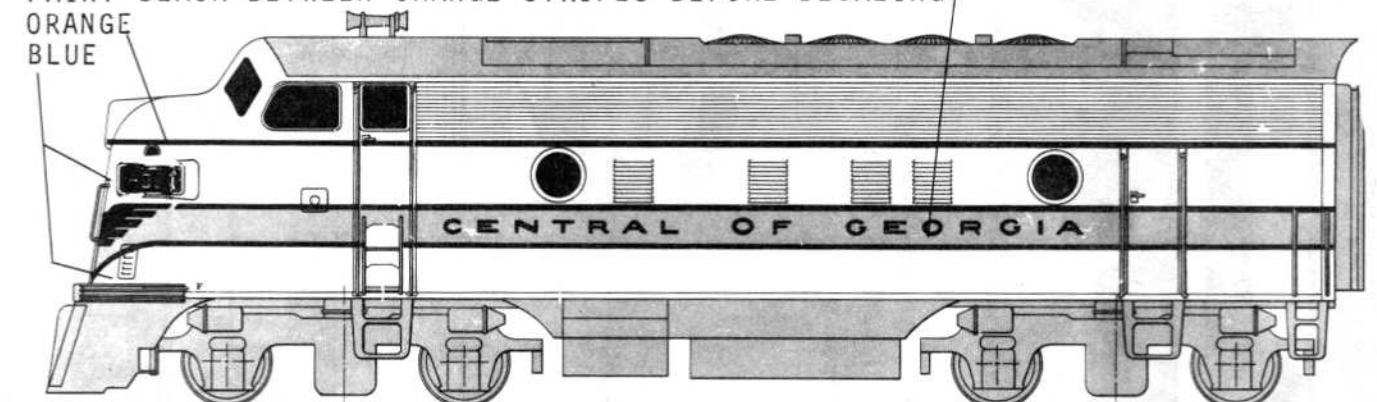


PAINT BLACK BETWEEN ORANGE STRIPES BEFORE DECALING  
ORANGE  
BLUE



ROMAN STYLES

#### GENERAL PAINT SCHEME FOR F AND E UNITS

##### BLACK DUCO

ROOF DIRECTLY ABOVE WINDSHIELDS TO THE REAR, ENTIRE REAR END ON THE F3 AND E8, THE E7 IS ALSO BLACK EXCEPT WHERE THE SIDE COLOR WRAPS AROUND THE EDGE, FUEL SKIRTS, THE F3s PILOT, ALL GRABIONS (AT DELIVERY), BETWEEN THE GRAY RIBS ON THE ANTICLIMBER OF THE F3.

##### GRAY

TOP OF NOSE AROUND WINDSHIELDS, PILOTS AND ANTI CLIMBERS NO E7s AND E8s, AS BACKGROUND COLOR ON E7 AND E8 PILOTS, AND ALONG THE TOP OF THE SIDE.

ALL 3 LOCOMOTIVES HAVE GRAY BOTTOM STRIPES IN SLIGHTLY DIFFERENT FORMS

E7- ON THE BOTTOM BATTAN WITH BLACK DUCO BELOW.

F3- ON ENTIRE LOWER BATTAN TO THE BOTTOM OF THE SIDE

E8- 1 3/4" WIDE ABOVE THE BOTTOM BATTAN

E8- 1 3/4" WIDE ABOVE THE BATTAN, THE BATTAN IS BLACK DUCO.

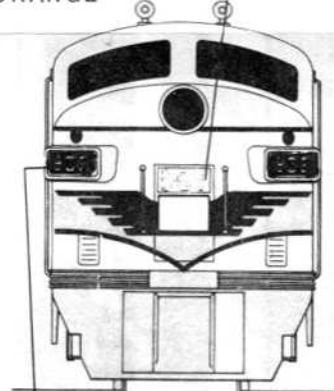
BLUE (DECALS)- AS FORGROUND ON E7 AND E8 PILOTS.

BLUE CLOSELY APPROXIMATES SCALECOAT RR51 LT. BLUE  
EMD STANDARD BLACK DULUX

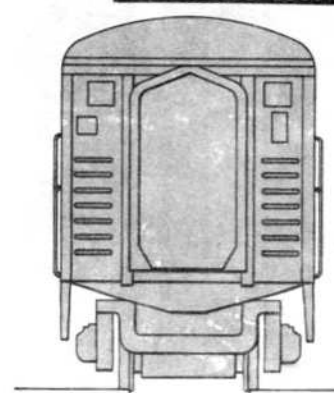
FUEL TANKS, TRUCKS, LOWER STEPS, UNDERFRAME AND OTHER FRAME-MOUNTED ITEMS.

INFORMATION AND DRAWINGS COURTESY OF MAINLINE MODELER  
NOVEMBER 1982. DRAWINGS BY ROBERT L. HUNDMAN.

901902903904905678  
ORANGE

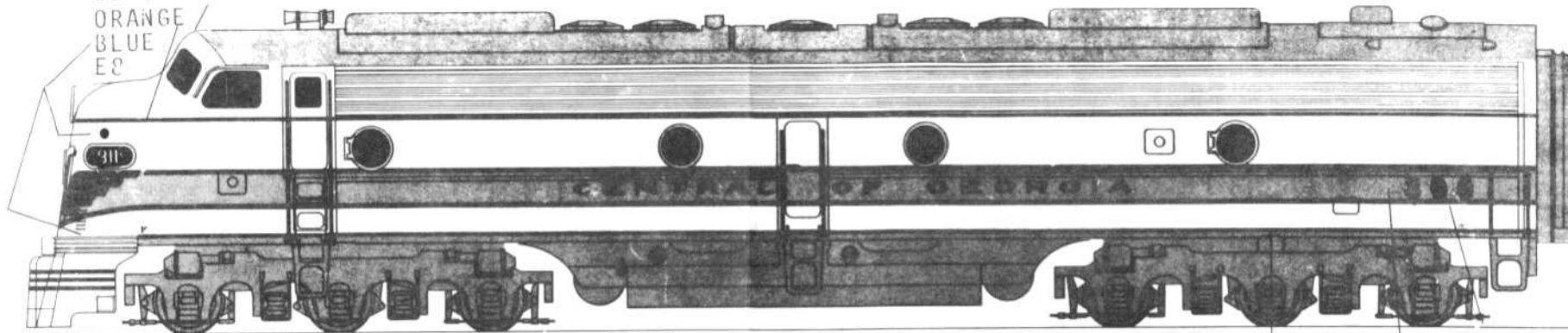


901902903904905678



UNIT TYPE	NO. OF UNITS	UNIT NO.
E7A	7	801-807
E7A	1	808
E7A	2	809-810
E8A	2	811-812
F3A	4	901-904
F3A	5	905-909


BLACK DUCO ON ALL VERSIONS ENDS HERE  
ORANGE  
BLUE  
E8



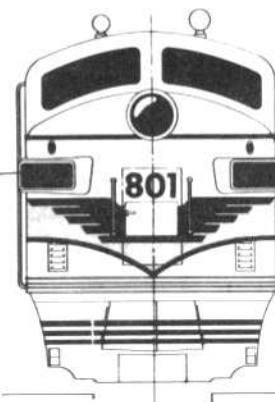

811 812

PAINT BLACK BETWEEN ORANGE STRIPES BEFORE DECALING

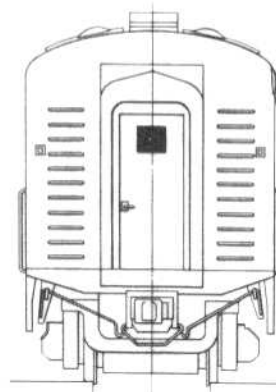
1/2" ABOVE GRAY STRIPE, 6" FROM REAR  
GRABION ON THE E7 AND F3, 27" FROM  
REAR OF UNIT ON THE F8.



81181234567890



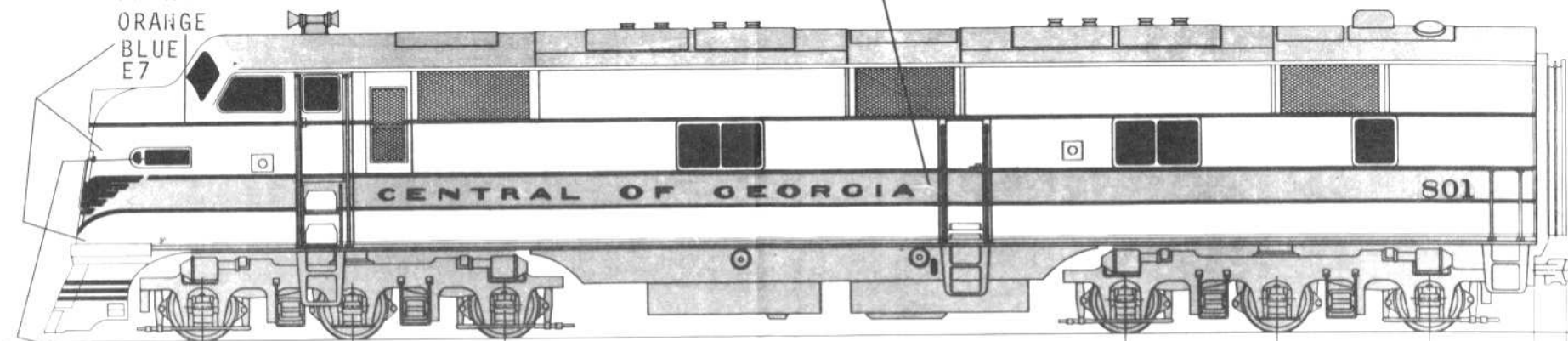
80180000000000000000



OUR REFERENCE EMPLIES THAT THE ROUNDED NUMBER STYLE  
IS USED ON E7A UNITS 801 THROUGH 808, THE SQUARE STYLE  
NUMBERS ARE USED ON 809 AND 810

PAINT BLACK BETWEEN ORANGE STRIPES BEFORE DECALING

ORANGE  
BLUE  
E7



801802803804805806807