

**KANSAS CITY SOUTHERN  
SD40 SD40-2 SD40-X SD-50**

**87-430**

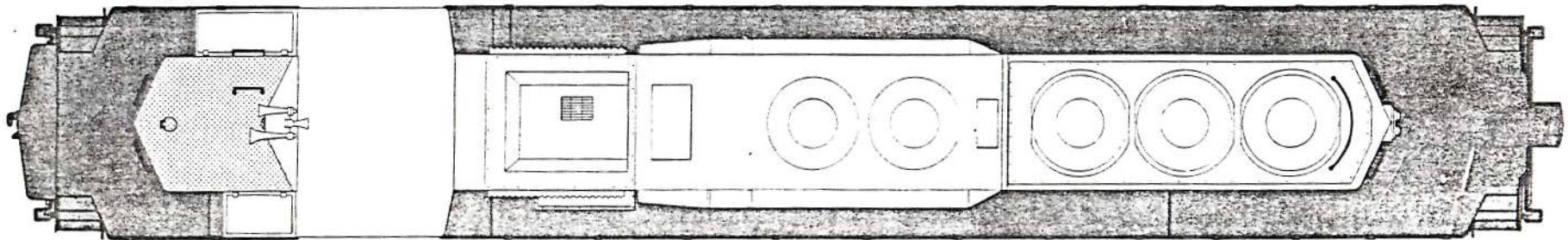
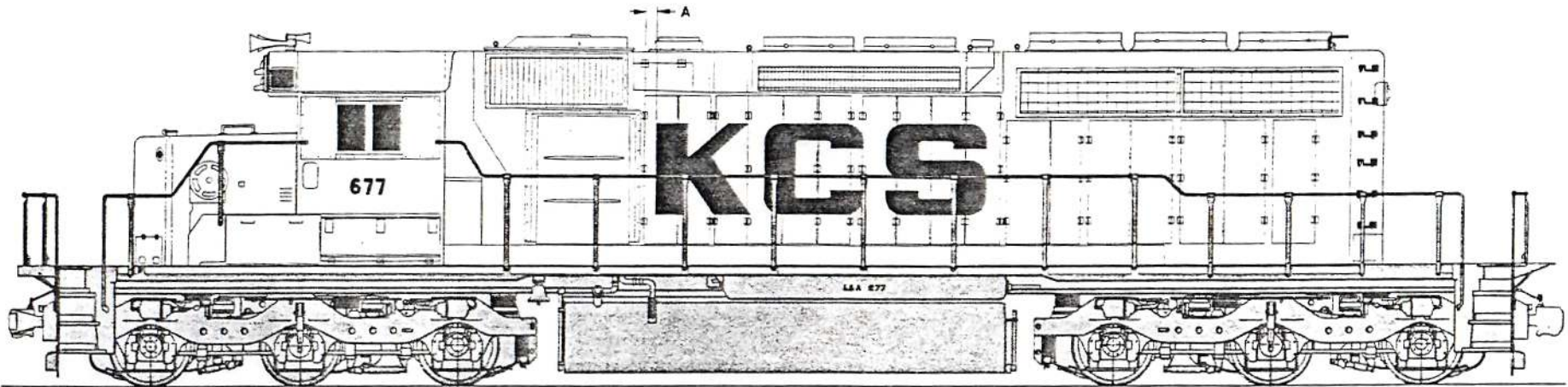
**Colors:**

**White - Overall**

**Black - Trucks and underframe.**

**Scotchlite™ - Stripe on edge of frame.**

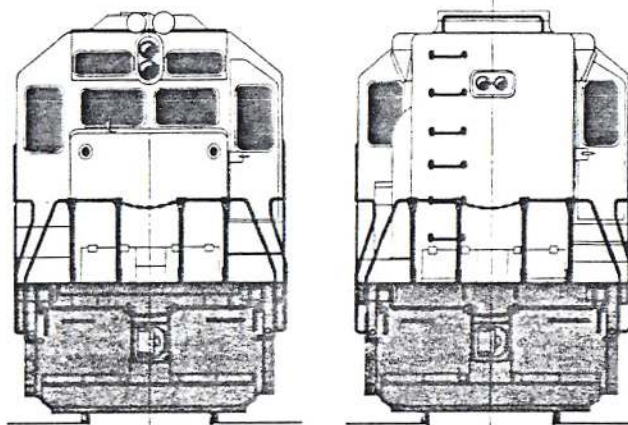
**Suede Grey - Anti glare panel on upper surface of nose.**



Note: Early cab numbers were 3" Red.

Road numbers SD40 600 to 636  
SD40-2 637 to 692  
SD40-X 700 to 703  
SD50 704 to 712

Number boards are White letters on Black.



Unit	Dim. "A"
SD 40	4"
SD 40-2	6"
SD 40-X	6"
SD 50	Centered

## KANSAS CITY SOUTHERN GP-7

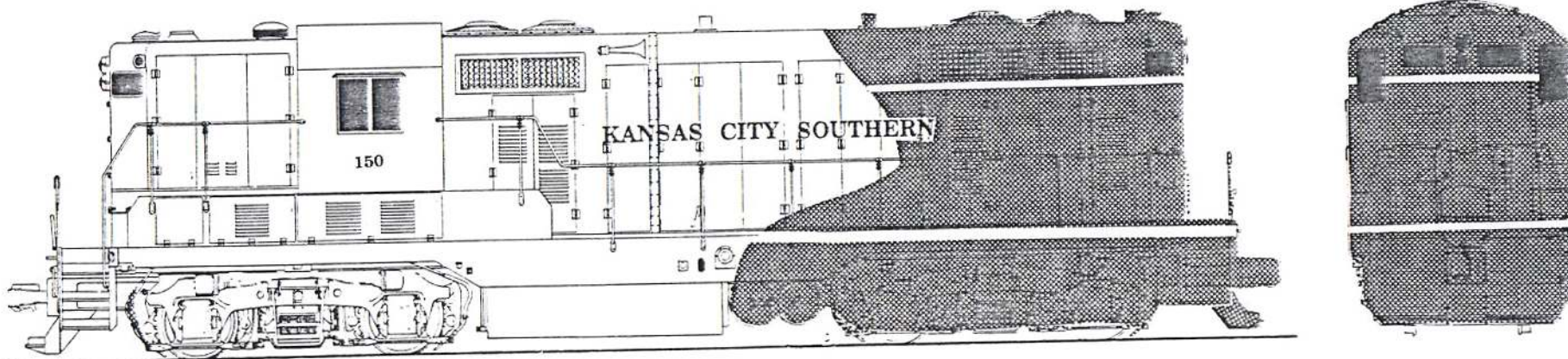
Colors:

Black - Overall

White - Lettering and stripes.

Road numbers 4150 to 4161

Number boards are White on Black.



Drawings are courtesy of Mainline Modeler.

References:

Mainline Modeler August 1984

"Diesel Locomotive Rosters" Charles W. McDonald Kalmbach Books Milwaukee, Wis.

Contributors: