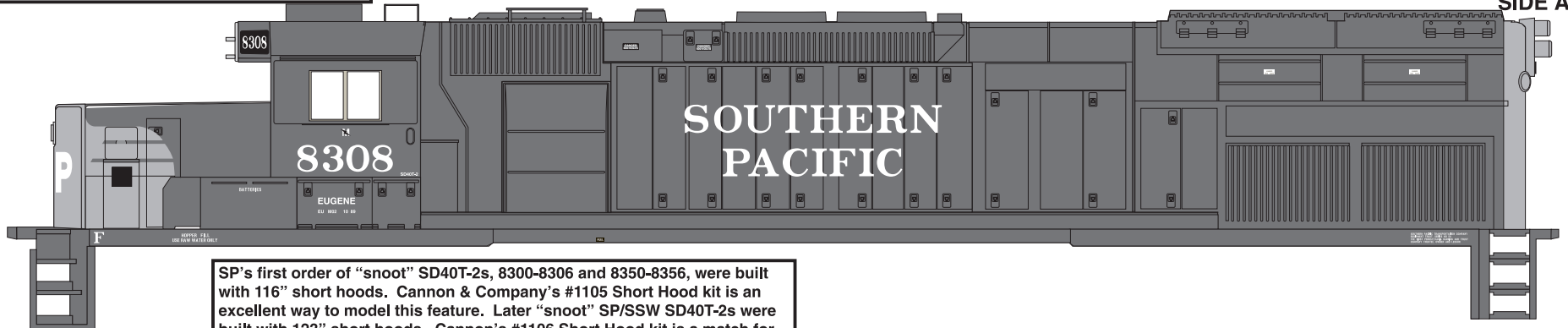


Modeling the Southern Pacific and its subsidiaries? Join the Southern Pacific Historical & Technical Society SPH&TS Memberships  
 PO Box 93697  
 Pasadena, CA 91109-3697  
 Visit their website at [www.SPHTS.org](http://www.SPHTS.org)

Some SP units wore different versions of the classic SP nose lettering. Various U33Cs, GP9s, GP20s, and M-K GP40M-2 rebuilds have been noted with Roman "SP" nose initials. Cotton Belt's last order of GP40-2s, SSW 7248-7273, came with the large "SSW" nose initials. Also, SP's B36-7 units, 7754-7769, were delivered with the unusual style of SP nose lettering shown to the right. All of these additional styles of lettering are included in this set. **SP**


**MICROSCALE Decal**  
 HO Scale 87-447  
 N Scale 60-447  
**Southern Pacific & Cotton Belt Diesels (1970s+)**

**SIDE A**




SP's first order of "snoot" SD40T-2s, 8300-8306 and 8350-8356, were built with 116" short hoods. Cannon & Company's #1105 Short Hood kit is an excellent way to model this feature. Later "snoot" SP/SSW SD40T-2s were built with 123" short hoods. Cannon's #1106 Short Hood kit is a match for this. All standard nose SP SD40T-2s came with 88" short hoods, which can be modeled with Cannon's #1104 kit. Cannon's #1501 Cab and #1202 Cab Sub-Bases are also nice additions, as are the #1203 "Split" equipment doors and #2151 jacking plates that were unique to many SP/SSW units.

The "Power By The Mile" stickers were found on units placed under an SP/EMD maintenance agreement. They began appearing on SP/SSW power in the early 1990s, and have been noted on SD70Ms, SD40T-2s, SD45T-2s, GP60s, SD40Rs, SD45Rs, GP40-2s, and the lone SD44R. Placement varied from unit-to-unit over time, so refer to photos for proper applications.



Castings for SP's distinctive warning lights are available from:  
 Detail Associates  
 Details West  
 Sunrise Enterprises  
 Utah Pacific



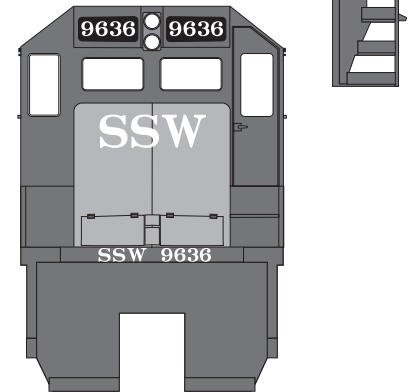
Books on Southern Pacific motive power have been printed by:  
 Four Ways West Publishing  
 Shade Tree Books  
 White River Productions

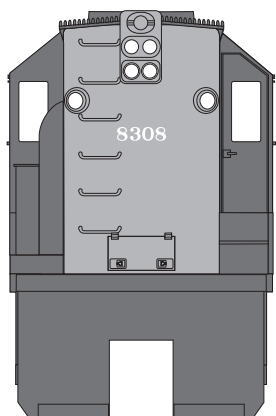
For more information on the Microscale line of model railroad decals, visit us on-line at:  
<http://www.microscale.com>

Photos and data on Southern Pacific equipment can also be found online at:  
<http://espee.railfan.net>  
<http://www.ncespee.railfan.net>

Entire carbody including trucks, frame and fuel tank are SP Lark Dark Gray. Hood ends are SP Scarlet.

Lark Dark Gray: Modelflex 1640; Accu+Paint 65; Floquil 110132; Scalecoat I 28  
 Scarlet: Modelflex 1637; Accu+Paint 66; Floquil 110136; Scalecoat I 29





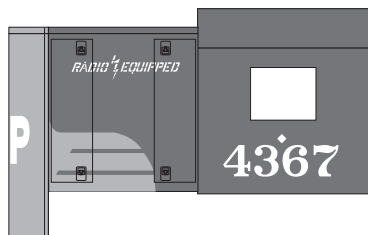
The ends of many SP/SSW units were fairly plain, with many just having a road number centered on the ends. However, some units carried SP or SSW reporting marks placed immediately above the road number to denote ownership. Size, style, and placement of road numbers and/or reporting marks could vary from unit to unit, so refer to photographs for proper placement.

Other SP decal sets from Microscale of interest:

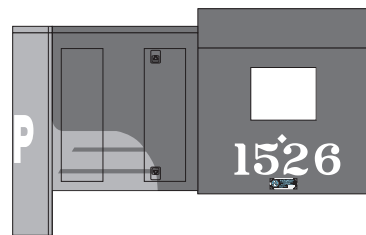
	HO	N
SP Caboose	87-227	60-227
SP Red Lettering	87-612	60-612
SP Red Wings	87-617	60-617
SP Speed Lettered GP40M-2s	87-620	60-620
SP Speed Lettered GP60s	87-646	60-646
SP/SSW Bicentennial Locomotives & Caboose	87-835	60-835
SP Speed Lettered Diesels	87-857	60-857
SP GE AC4400CWs	87-973	60-973
SP Extra Numbers for Diesels	87-1069	60-1069
Southern Pacific Bridges	87-1148	60-1148

**MICROSCALE Decal**  
 HO Scale **87-447**  
 N Scale **60-447**  
**Southern Pacific &  
 Cotton Belt Diesels**  
**(1970s+)**

**SIDE B**



At least one SP SD9E, 4367, received the classic "RADIO EQUIPPED" stencil in the 1980s, long after its official use was discontinued.



Some of the SD7Rs that were outshopped from the Sacramento Locomotive Works GRIP (General Rehabilitation and Improvements Program) received these unique SLW (re)builders plates on the sides of their cabs, below the road number. SD7Rs 1521-1536 were known to have been released with them.



**These illustrations are meant to give general ideas for lettering placement. As always, there are variations, so please refer to prototype photographs for accurate lettering placement.**

Lark Dark Gray: Modelflex 1640; Accu+Paint 65; Floquil 110132; Scalecoat I 28  
 Scarlet: Modelflex 1637; Accu+Paint 66; Floquil 110136; Scalecoat I 29