

# MICROSCALE DECAL NUMBER 87-578 TRAILER TRAIN FLAT CARS - YELLOW SCHEME 50', 60', 68' AND 85' CARS


**COLORS:**    **YELLOW - FOR EARLY CARS UP TO EARLY OR MID 1980'S**  
                  **USE SCALECOAT TRAILER TRAIN YELLOW**

**FOR LATER CARS NO COMMERCIAL COLOR IS AVAILABLE. YELLOW  
WILL HAVE TO BE MIXED. REFER TO PROTOTYPE PHOTOS AND MIX  
TO MATCH. UP ARMOR YELLOW MAY BE A GOOD STARTING POINT.**


**BLACK - SCALECOAT OR FLOQUIL BLACK**  
**ORANGE - FLOQUIL REEFER ORANGE**

**SIDES, ENDS AND CENTER SILL ARE YELLOW**  
**TRUCKS ARE BLACK**  
**FIXED TRAILER HITCHES ARE ORANGE**  
**RETRACTABLE HITCHES ARE BLACK**  
**TOP AREAS OF CARS WHERE TIRES GO ARE PAINTED NON SKID WHITE ON LATER CARS**  
**CARS WITH WOOD DECKS ARE A DARK BROWN OR NATURAL WOOD COLOR**  
**RUBRAILS IN CENTER OF CAR ARE PAINTED BLACK**

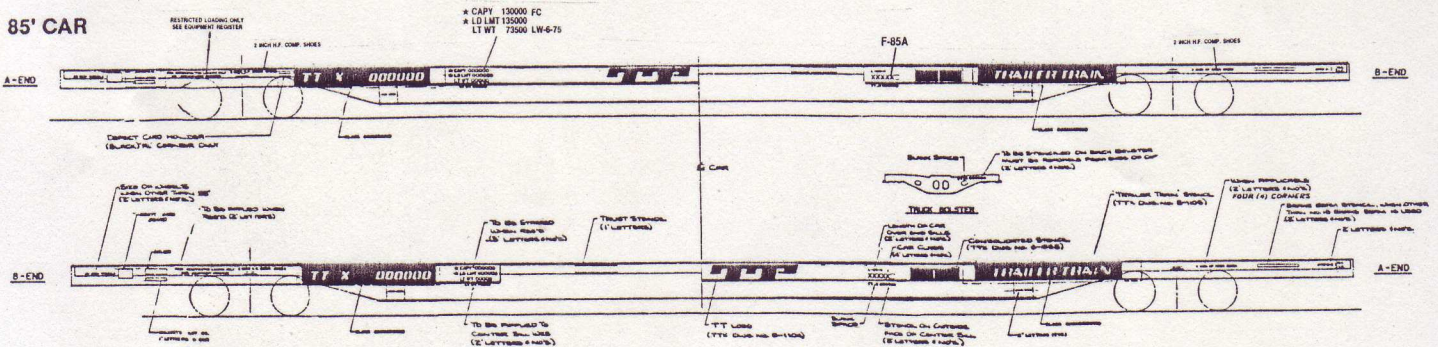
**50' CAR**



**68' CAR**



**85' CAR**



**DUE TO THE VARIETY OF CARS THAT CAN BE DONE WITH THIS SHEET AND CHANGES  
OVER THE YEARS WE SUGGEST THAT THE MODELER REFER TO PHOTOGRAPHS OF THE  
PROTOTYPE CARS OR MODELING ARTICLES ON SPECIFIC CARS TO PLACE ALL LETTERING CORRECTLY.**