

**Modeling the Santa Fe?**  
**Join the Santa Fe Railway**  
**Historical & Modeling Society**  
**9847 S Spring Hill Ln**  
**Littleton CO 80126-4347**

Santa Fe engines that were built and painted by the Electro-Motive Division of General Motors received a slightly different version of the large "Santa Fe" lettering on the engines' long hood, as represented by this decal set. This variation would not be found on GEs or repainted engines (F45s, for example).

Other Microscale decal sets in which you may be interested:

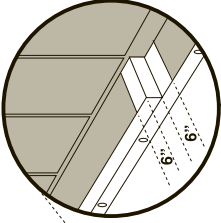
	HO	N
Diesel Data	87-48	60-48
ACI Plates	MC-4280	60-4280
ATSF Diesels (1960-1971)	87-12	60-12
ATSF Diesels (1972-1995)	87-29	60-29
ATSF Freight Cars (1972+)	87-30	60-30
ATSF F-Units (1972+)	87-77	60-77
ATSF GP60Ms	87-585	60-585
ATSF FP45s	87-599	60-599
ATSF Superfleet GEs	87-637	60-637
ATSF GP60B	87-676	60-676
ATSF SD75M	87-906	60-906
ATSF Caboosees	87-914	60-914
ATSF "Warbonnets"	87-1065	60-1065
Extra Numbers f/ ATSF DsIs	87-1067	60-1067

To show support for American troops engaged in "Operation Desert Storm", American flags were applied in 1991. The blue field was generally placed toward the engine's front.

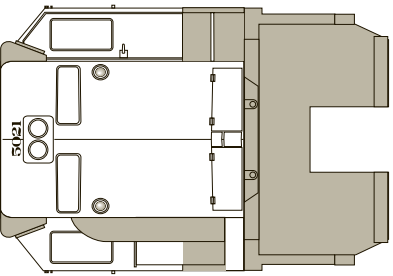
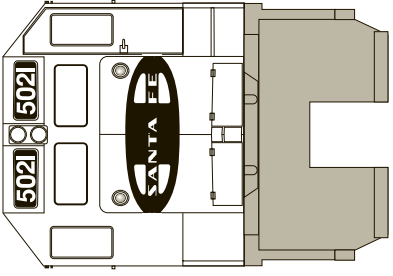

**MICROSCALE Decal**  
**HO Scale 87-619**  
**N Scale 60-619**  
**Santa Fe**  
**Hood Diesels**  
**with EMD-style lettering**  
**(1972-1995)**

When a paint scheme lasts as long as Santa Fe's has, there are a multitude of minor changes. Since we can't show every variation, you should refer to photographs of the prototype whenever possible. The following books contain numerous photos of Santa Fe engines, although some may no longer be in print.

References:  
*The Santa Fe Diesel Vol 1* by Priest (Paired Rail)  
*The Santa Fe Diesel Vol 2* by Priest (Paired Rail)  
*Santa Fe Motive Power* by McMillan (McMillan Publications)  
*Santa Fe's Diesel Fleet* by McMillan (Chatham West)  
*Santa Fe Motive Power Pictorial* by Shine (Four Ways)  
*Santa Fe Rails* by EuDaly (White River Publications)  
*Route of the Warbonnets* by McMillan (McMillan Publications)  
 "Warbonnet" Magazine (SFRH&MS)



Paint Yellow at step area as shown here.



5021 ← Beginning around 1986, the rear numbers were changed to this style

These safety slogans began to show up in the stepwells of Santa Fe engines beginning in September and August of 1990. There are three different slogans, although only one slogan would appear in a particular engine's four stepwells.

**BLUE** (Accupaint AP-63, Floquil 110177, Modelflex 16-34, Scalecoat 24, Scalecoat II 2024):  
**Long hood, walkways, pilots, anti-glare panel on top of nose (or use decal set 87-440 in HO or 60-440 in N).**  
**YELLOW** (Accupaint AP-64, Floquil 110178, Modelflex 16-33, Scalecoat 15, Scalecoat II 2015):  
**Cab, frame, nose, handrails, handrail stanchions, step edges.**  
**BLACK** (Accupaint AP-2, Floquil 110354, Modelflex 16-01, Scalecoat 10, Scalecoat II 2010):  
**Fuel tank.**  
**SILVER** (Accupaint AP-40, Floquil 110100, Modelflex 16-32, Scalecoat 23, Scalecoat II 2023):  
**Truck sideframes.**

**For more information on the Microscale line of model railroad decals, visit us on-line at: <http://www.microscale.com>**