



**Modeling the Santa Fe?**  
**Join the Santa Fe Railway**  
**Historical & Modeling Society**  
**9847 S Spring Hill Ln**  
**Littleton CO 80126-4347**

Other Microscale decal sets in which you may be interested:	HO	N
Diesel Data	87-48	60-48
ATSF Diesels (1960-1971)	87-12	60-12
ATSF Steam Engines	87-64	60-64
ATSF F-Units (1972+)	87-101	60-101
ATSF Hood Diesels (1934-60)	87-247	60-247
ATSF Hood Diesels (1934-60)	87-248	60-248
ATSF Hood Diesel Stripes	87-249	60-249
ATSF FT Diesels (1940-52)	87-699	60-699
ATSF DL-109 & Erie Builts	87-831	60-831
ATSF E3 and E6 Diesels	87-1072	60-1072
ATSF Super Chief Cars	87-114	60-114
ATSF Heavyweight Pass	87-383	60-383
ATSF 2-Tone Gray Sleepers	87-832	60-832
ATSF Sleeping Cars	87-961	60-961
ATSF El Capitan Cars	MC-4174	60-4174
ATSF General Service Pass	MC-4190	60-4190

#### References:

*The Santa Fe Diesel Vol 1* by Priest (Paired Rail)  
*Santa Fe 1940-1971 in Color, Vol 1* by Stagner (Morning Sun)  
*Santa Fe 1940-1971 in Color, Vol 2* by Stagner (Morning Sun)  
*Santa Fe 1940-1971 in Color, Vol 3* by Stagner (Morning Sun)  
*Santa Fe 1940-1971 in Color, Vol 4* by Stagner (Morning Sun)  
*Santa Fe All The Way* by Marvel (Morning Sun)  
*Santa Fe Tracksides with Bill Gibson* by Stagner (Morning Sun)  
*Santa Fe's Diesel Fleet* by McMillan (Chatham)  
*Early Diesel Daze* by McCall (Kachina)  
*Santa Fe's Diesel Fleet* by McMillan (Chatham)  
 "Warbonnet" Magazine (SFRH&MS)

#### MICROSCALE Decal


HO Scale **87-72**

N Scale **60-72**

O Scale **48-91**

**Santa Fe**  
**PA-1 and PB-1 Diesels**  
**(1946-1969)**

**side A**



Vertical stripe up front of nose continues down the length of the top of the nose to the cab windows.

For the black stripe that goes around the bottom edge of the red painted areas, use the 2" stripe from Microscale decal set 87-124-2 in HO, 60-124-2 in N-scale and, in O-scale, use the 3" stripe (that's the HO dimension) on Microscale decal 87-110-2.



These large side-mounted number boards were lighted. We have provided decals that will allow for this. If you are not lighting these number boards, apply the white rectangular decal before applying the number board decal so the numbers appear white. We have also included the silver frame to decal over the red, yellow and black striping.

This drawing represents the "as delivered" version of the Santa Fe Alco PA-1 scheme. These engines were delivered with the longer "Santa Fe" lettering on the side of the engine, silver numbers and "F" next to the builder's plate under the cab and the sans-serif numbers in the roof-mounted number board centered above the cab. When new, these engines also featured a stainless steel grille surrounding the Mars light (the upper headlight opening).

**RED** (Accupaint AP-69, Floquil 110176, Modelflex 16-31, Polly Scale 414149, Scalecoat 26, Scalecoat II 2026):

**Cab, nose, stripe down side of unit.**


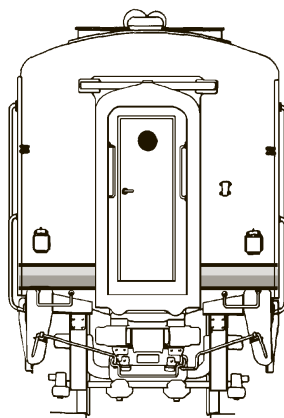
**SILVER** (Accupaint AP-40, Floquil 110100, Modelflex 16-32, Polly Scale 414143, Scalecoat 23, Scalecoat II 2023):

**Sides, roof, pilot, rear, skirt, trim above cab, grabirons, steps, step kick plates, truck sideframes.**

**Contributors:**  
**Steve Dunham**  
**Joe McMillan**  
**Charles Mylar**  
**Scott Rhodes**

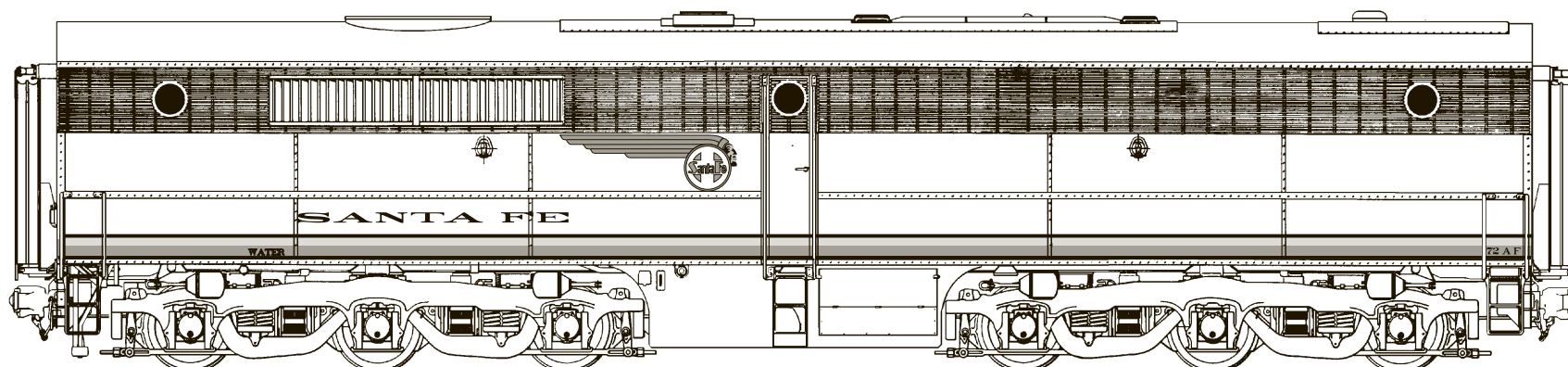
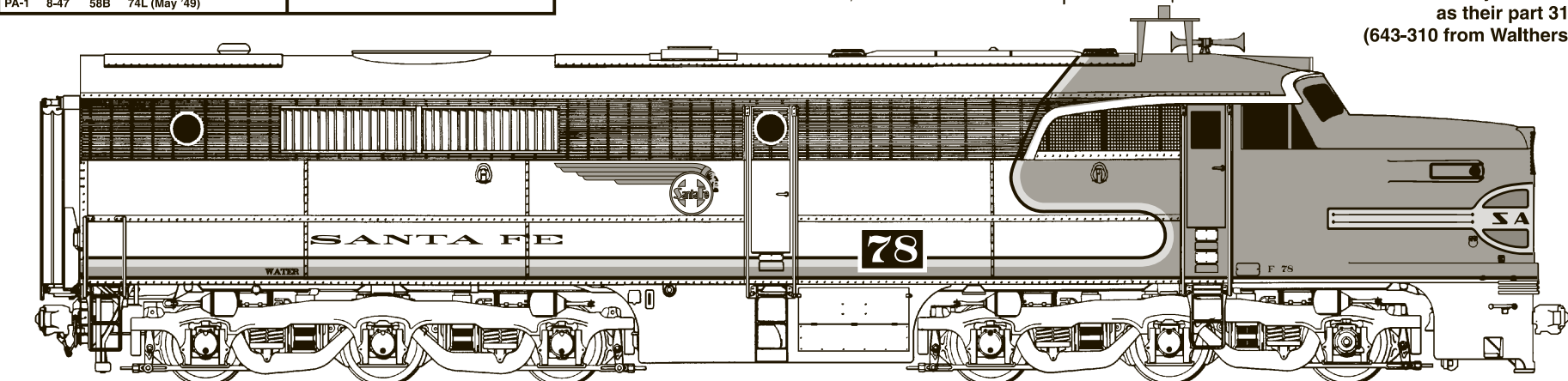
**For more information**  
**on the Microscale line of model**  
**railroad decals, visit us on-line at:**  
**<http://www.microscale.com>**

Santa Fe's PA-1 and PB-1 Roster			Santa Fe's PA-1 and PB-1 Roster (continued)		
Delivered	Original	Renumbered	Delivered	Original	Renumbered
PA-1 10-46	51L		PA-1 10-48	59L	
PB-1 10-46	51A		PB-1 10-48	59A	
PA-1 10-46	51B	63L (May '49), 51C (Feb '55)	PA-1 10-48	59B	75L (May '49)
PA-1 12-46	52L		PA-1 11-48	60L	
PB-1 12-46	52A		PB-1 11-48	60A	
PA-1 12-46	52B	64L (May '49)	PA-1 11-48	60B	76L (May '49)
PA-1 4-47	53L		PA-1 11-48	61L	
PB-1 4-47	53A		PB-1 11-48	61A	
PA-1 4-47	53B	65L (May '49)	PA-1 11-48	61B	77L (May '49)
PA-1 5-47	54L		PA-1 12-48	62L	
PB-1 5-47	54A		PB-1 12-48	62A	
PA-1 5-47	54B	66L (May '49)	PA-1 12-48	62B	78L (May '49)
PA-1 6-47	55L		PA-1 2-48	70L	
PB-1 6-47	55A		PB-1 2-48	70A	
PA-1 6-47	55B	67L (May '49)	PA-1 2-48	71L	
PA-1 6-47	56L		PB-1 2-48	71A	
PB-1 6-47	56A		PA-1 2-48	72L	
PA-1 6-47	56B	68L (May '49)	PB-1 2-48	72A	
PA-1 7-47	57L		PA-1 3-48	73L	
PB-1 7-47	57A		PB-1 3-48	73A	
PA-1 7-47	57B	69L (May '49)			
PA-1 8-47	58L				
PB-1 8-47	58A				
PA-1 8-47	58B	74L (May '49)			



**MICROSCALE Decal**  
 HO Scale **87-72**  
 N Scale **60-72**  
 O Scale **48-91**  
**Santa Fe**  
**PA-1 and PB-1 Diesels**  
**(1946-1969)**  
**side B**

The distinctive radio antennas that Santa Fe added to their PA-1s are available in HO-scale from S&S Hobby Products as their part 310 (643-310 from Walthers).



These drawings show the lettering changes that appeared on Santa Fe's PA-1 and PB-1 diesels following renumbering and repainting. Notable changes include slightly shorter "Santa Fe" lettering on the side of the engine, black numbers and "F" next to the builder's plate under the cab, a black "Water" stencil in the red stripe above the rear truck and the Roman style numbers in the roof-mounted number board centered above the cab. The original stainless steel grille surrounding the Mars light (the upper headlight opening) has now been painted yellow.