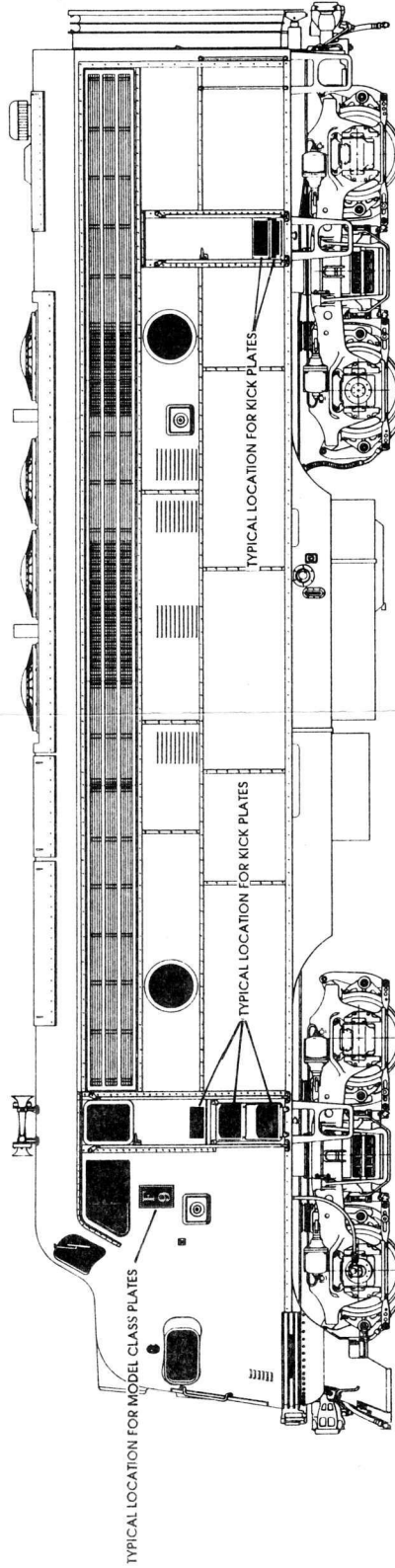
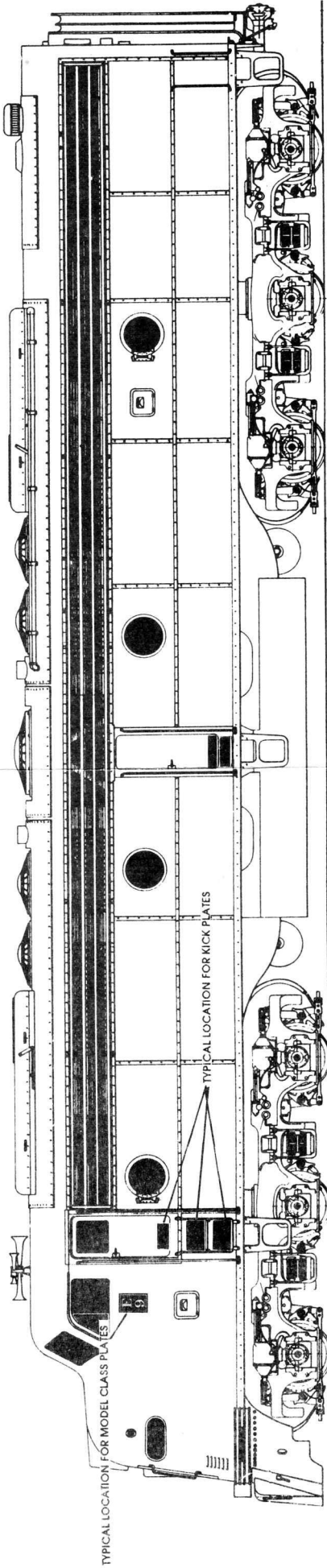


MICROSCALE DECAL NUMBER 87-793

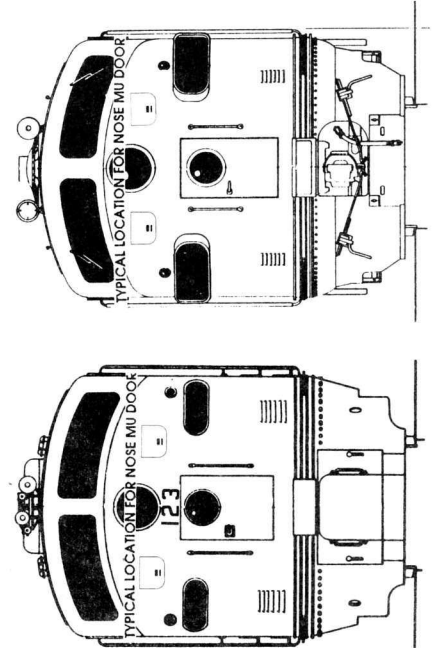
E&F-UNIT DATA AND NUMBER BOARDS

E-7 TO E-9, F-2 TO F-9 A&B UNITS



SEVERAL VERSIONS OF FRONT NUMBER BOARDS ARE PROVIDED. YOU MAY MAKE YOUR NUMBER BOARDS EITHER LIGHTED OR NON LIGHTED. FOR LIGHTED NUMBER BOARDS CHOSE THE NUMBER BOARD BACKGROUND WITH THE CORRECT NUMBER OF OPENINGS FOR THE UNIT NUMBER YOU ARE MAKING. APPLY BACKGROUND FIRST, ALLOW TO SET AND DRY COMPLETELY, THEN APPLY CLEAR OR WHITE UNIT NUMBERS SURROUNDED WITH BLACK BACKGROUND.

FOR NON LIGHTED NUMBER BOARDS APPLY SOLID BACKGROUNDS FIRST, ALLOW TO SET AND DRY COMPLETELY, THEN APPLY UNIT NUMBERS.



FRONT NUMBER BOARDS

STEP #1

STEP #2

DRAWINGS ARE FOR GENERAL PLACEMENT ONLY.
REFER TO PROTOTYPE PICTURES WHENEVER POSSIBLE.