

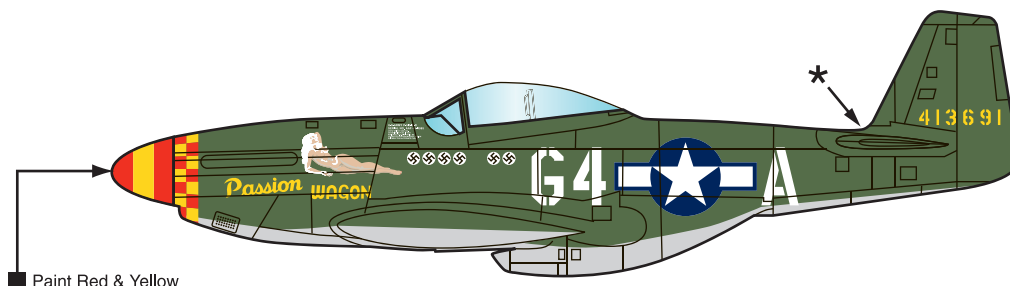
AC72-0040
AC48-0040

Microscale Decals
P-51 Mustang
Passion Wagon, Big Beautiful Doll, Salem Representative,
Nooky Booky IV & The Flying Undertaker

For a realistic natural-metal finish use MICROSCALE® METAL-FOIL-ADHESIVE with household aluminum foil.
Follow the simple directions provided with the adhesive for a beautiful, authentic metal finish.
Available at your local hobby dealers, or on line at www.microscale.com

P-51-D

"Passion Wagon",
Arvel Robertson 8 Kills
Upper Surfaces Forest Green FS 34092
Lower Surfaces Lt. Gull Gray FS 36440
Paint nose yellow
Apply red decal Checkers
over yellow paint.
*NOTE NO DORSAL FIN



■ Paint Red & Yellow

P-51-D


"Big Beautiful Doll"
John D. Landers
78th Fighter Group
Overall Natural Metal
Spinner Black, White with a Red Base
Paint Nose & wing tips White.
Apply Black Checks over the white.



■ Paint Black, White & Red

P-51-B

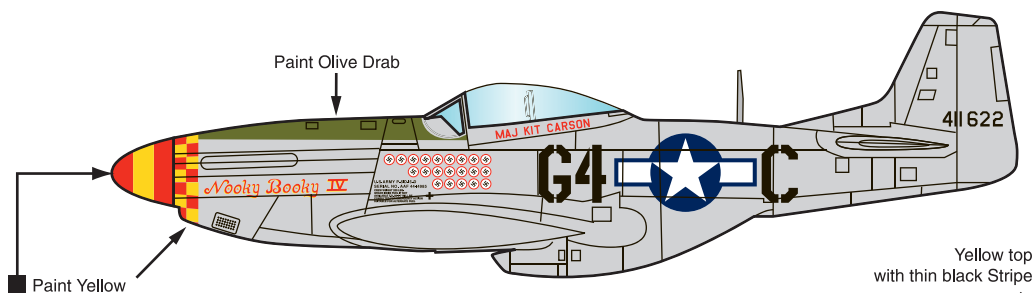
"Salem Representative"
Ralph Holfer 16.5 Kills
Overall aircraft is Natural Metal.
Black Identification bands on
wings and stabilizers. Red band on rudder
*NOTE THIS AIRCRAFT USED
THE MALCOM HOOD.



■ Paint Red

P-51-D

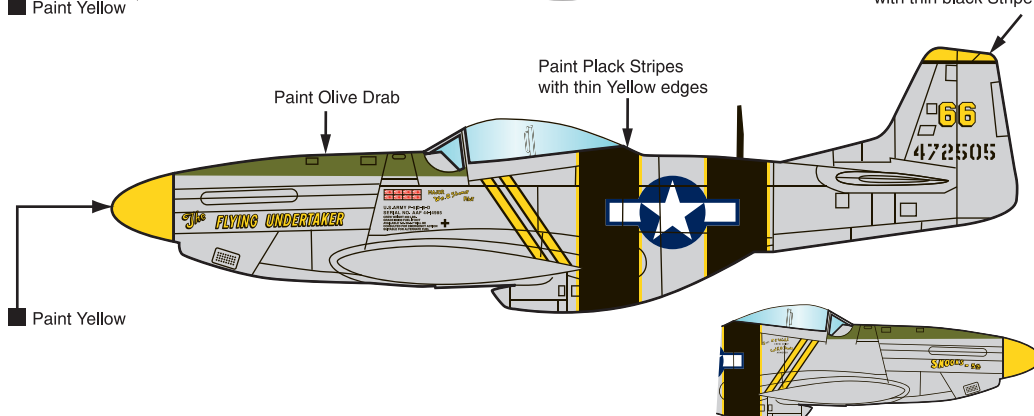
"Nooky Booky IV"
Leonard "Kit" Carson
362nd Fighter Squadron
Overall aircraft Natural Metal
Spinner: Red, Yellow, Red
Paint nose Yellow, Apply Red
decal checkers over Yellow.



■ Paint Yellow

P-51-D

"Flying Undertaker"
WM. Shomo 8 kills
Overall aircraft natural metal
Black bands with thin Yellow stripes
on edges around wings and Fuselage.

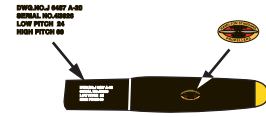




■ Paint Yellow

AC72-0040
AC48-0040

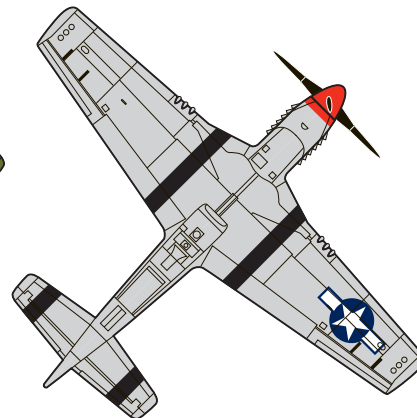

Microscale Decals
P-51 Mustang
Passion Wagon, Big Beautiful Doll, Salem Representative,
Nooky Booky IV & The Flying Undertaker

"Passion Wagon"


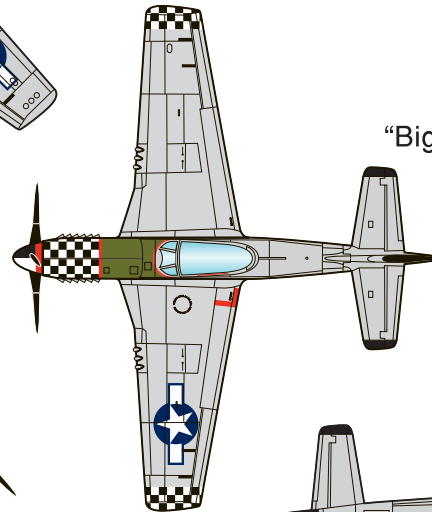


Paint Prop. Gloss Black with Yellow tips

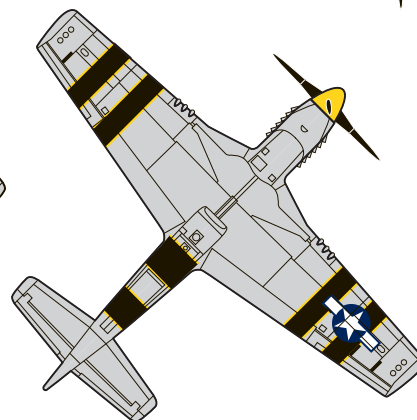

"Salem Representative"



"Big beautiful Doll"



"Flying Undertaker"



"Nooky Booky IV"

